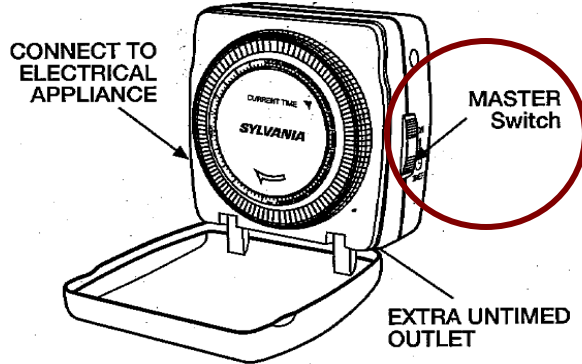


This Equipment is on a Timer

To save energy, this machine is automatically turned off between the hours of ____ pm and ____ am.

To override the timer control:

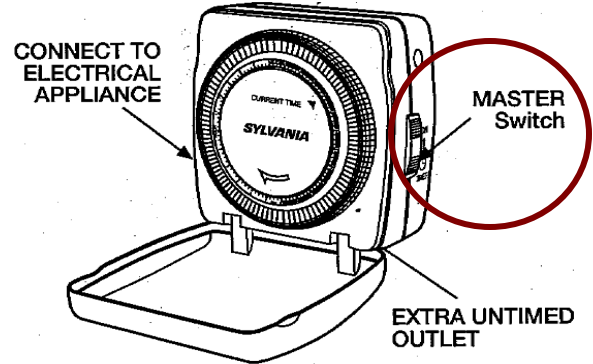


Move the MASTER SWITCH on the side to ON to override the timer and provide continuous power. Set the switch back to TIMER when you are done.

This Equipment is on a Timer

To save energy, this machine is automatically turned off between the hours of ____ pm and ____ am.

To override the timer control:

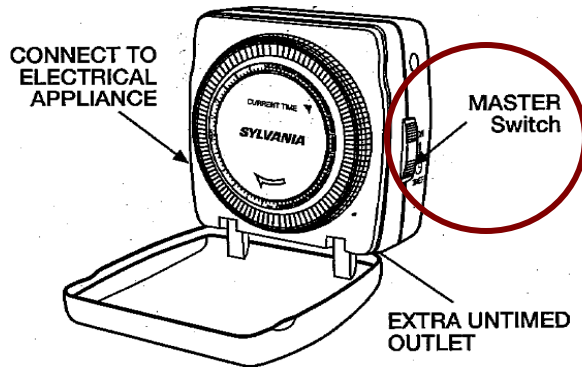


Move the MASTER SWITCH on the side to ON to override the timer and provide continuous power. Set the switch back to TIMER when you are done.

This Equipment is on a Timer

To save energy, this machine is automatically turned off between the hours of ____ pm and ____ am.

To override the timer control:

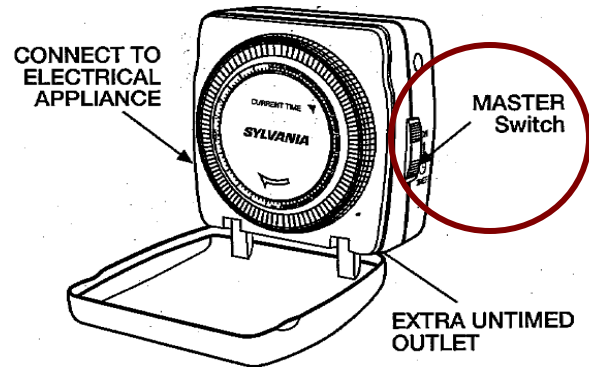


Move the MASTER SWITCH on the side to ON to override the timer and provide continuous power. Set the switch back to TIMER when you are done.

This Equipment is on a Timer

To save energy, this machine is automatically turned off between the hours of ____ pm and ____ am.

To override the timer control:



Move the MASTER SWITCH on the side to ON to override the timer and provide continuous power. Set the switch back to TIMER when you are done.