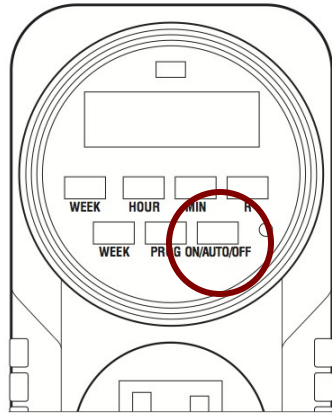


This Equipment is on a Timer

To save energy, this machine is automatically turned off between the hours of ____pm and ____am, as well as on weekends.

To override the timer control:

Hit the “ON/AUTO/OFF” button until “ON” is displayed. When you are finished with the equipment, hit the button again until “AUTO” is displayed



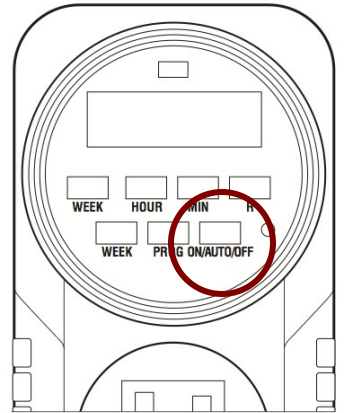
Questions? Feedback? Contact your Green Building Champion!

This Equipment is on a Timer

To save energy, this machine is automatically turned off between the hours of ____pm and ____am, as well as on weekends.

To override the timer control:

Hit the “ON/AUTO/OFF” button until “ON” is displayed. When you are finished with the equipment, hit the button again until “AUTO” is displayed



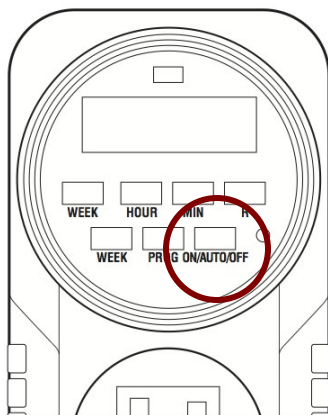
Questions? Feedback? Contact your Green Building Champion!

This Equipment is on a Timer

To save energy, this machine is automatically turned off between the hours of ____pm and ____am, as well as on weekends.

To override the timer control:

Hit the “ON/AUTO/OFF” button until “ON” is displayed. When you are finished with the equipment, hit the button again until “AUTO” is displayed



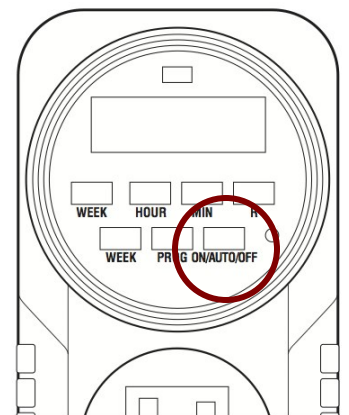
Questions? Feedback? Contact your Green Building Champion!

This Equipment is on a Timer

To save energy, this machine is automatically turned off between the hours of ____pm and ____am, as well as on weekends.

To override the timer control:

Hit the “ON/AUTO/OFF” button until “ON” is displayed. When you are finished with the equipment, hit the button again until “AUTO” is displayed



Questions? Feedback? Contact your Green Building Champion!